

# IA-542-A / 544 / 545

"IA-series" consists of an adapter BOX for converting video generator LVDS, DVI output to either LVDS or to analog signals. There are five different adapters.

Conversion adapter with an ON/OFF power function allows connecting or disconnecting a hot line without actually turning PC power off when using a type VG PIC board. This device is useful for changing signals during research and development activities or to meet the model specifications at the production site. This can also be used as a buffer BOX.

The unit can be used as a buffer for DVI signal frequency specifications or as an extension BOX.

DVI is applicable only for single links.

## Frequency

Following are frequency specifications for each conversion method.

DVI is for single link only.

## specifications

General specifications	Model	Power consumption	Dimensions	Weight
	IA-542-A (LVDS to DVI)	Approx. 3.5W	100(W) × 40(H) × 100(D)mm (excluding projected parts)	Approx. 0.4Kg
	IA-544 (DVI to DVI)	Approx. 2.5W	100(W) × 40(H) × 100(D)mm (excluding projected parts)	Approx. 0.4Kg
	IA-545 (DVI to Analog)	Approx. 2.5W	100(W) × 40(H) × 100(D)mm (excluding projected parts)	Approx. 0.4Kg
	IA-546 (LVDS to Analog)	Approx. 2.5W	100(W) × 40(H) × 100(D)mm (excluding projected parts)	Approx. 0.4Kg
	IA-573-A (DVI to LVDS)	Approx. 3.5W	100(W) × 40(H) × 100(D)mm (excluding projected parts)	Approx. 0.4Kg
	IA-575 (DVI to SCART)	Approx. 8W	100(W) × 40(H) × 200(D)mm (excluding projected parts)	Approx. 0.7Kg
	<b>Voltage</b>	+5V±5%		
	<b>Operating temperature range</b>	+5 to 40°C		
	<b>Operating humidity range</b>	30 to 80% RH (no condensation)		



## IA-542-A

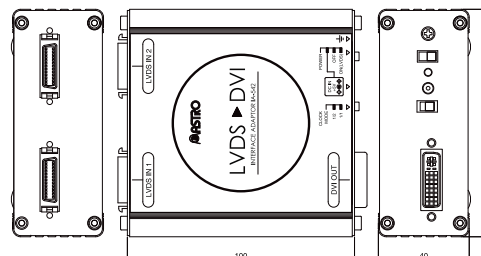
### Frequency Specification

DVI becomes correspondence of only Single link.

LVDS bit assign is DISM or Open LDI selectable.

Model	Conversion type	Clock mode	Frequency (MHz)	
			Input	Output
IA-542-A	LVDS→DVI	1/1	25 ~ 90	
		1/2	20 ~ 82.5 × 2CH	40 ~ 165

Outside View IA-542-A



## IA-544

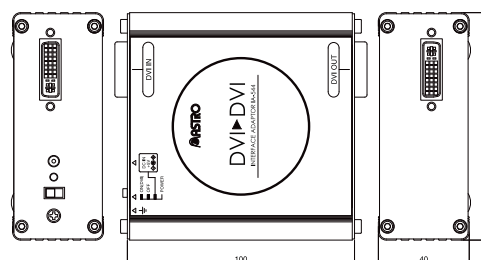
### Frequency Specification

It can be used as Buffer or Extension box of DVI signal.

DVI corresponds to only Single link.

Model	Conversion type	Clock mode	Frequency (MHz)	
			Input	Output
IA-544	DVI→DVI	-	25 ~ 165	

Outside View IA-544



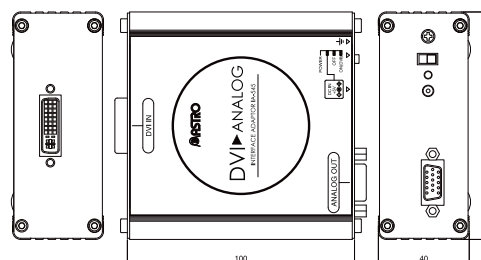
## IA-545

### Frequency Specification

DVI corresponds to only Single link.

Model	Conversion type	Clock mode	Frequency (MHz)	
			Input	Output
IA-545	DVI→Analog	-	25 ~ 165	

Outside View IA-545



**TL Electronic GmbH**

Bgm.-Gradl-Str. 1  
85232 Bergkirchen-Feldgeding  
Germany

Tel. / Fax +49 (0)8131 33204-0 / -150  
[www.tl-electronic.de](http://www.tl-electronic.de)

Perfect  
Industrial IT **TL** electronic

# IA-546 / 573-A / 575

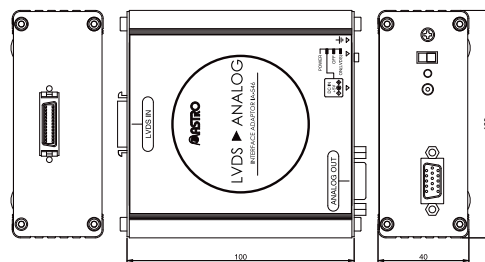
## IA-546

### Frequency Specification

LVDS bit assign is DISM base.

Model	Conversion type	Clock mode	Frequency (MHz)	
			Input	Output
IA-546	LVDS→Analog	-	20 ~ 90	

Outside View IA-546



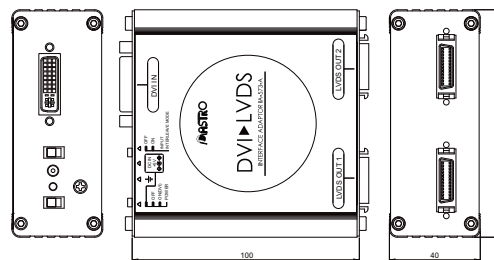
## IA-573-A

### Frequency Specification

LVDS bit assign is DISM base.

Model	Conversion type	Clock mode	Frequency (MHz)	
			Input	Output
IA-573-A	DVI → LVDS (8bit) DVI → LVDS (10bit)	Single Link	25 ~ 135	
		Interleave On	12.5 ~ 82.5 (Transmission rate : 25~135)	
		Interleave OFF	25 ~ 135	

Outside View IA-573-A



## IA-575

### Frequency Specification

DVI corresponds to only Single link.

Input DVI is valid only VG-849B, VG-859B and VG-848/-H.

Model	Conversion type	Clock mode	Frequency (MHz)	
			Input	Output
IA-575	DVI→SCART	-	25 ~ 165 (DVI)	25 ~ 165 DVI through output, PAL, SECAM (SCART)

Outside View IA-575

