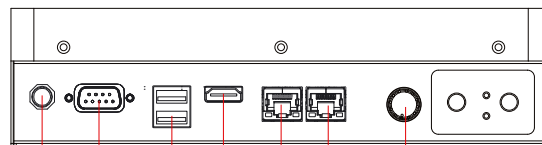
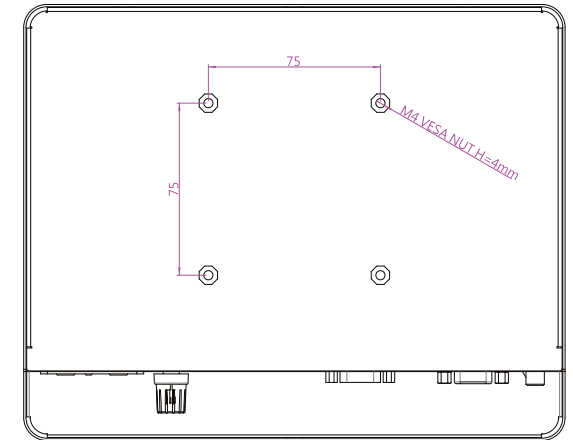
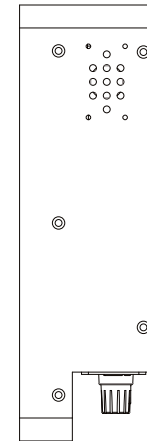

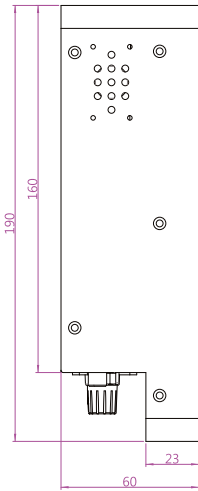
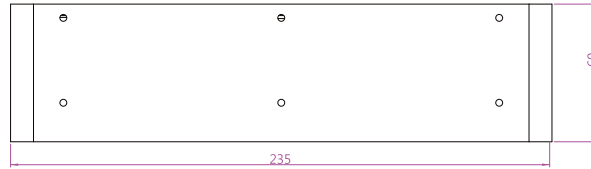


SlimLine IB32 Series
SlimLine WM 08-IB32-CH (Chassis)
 21,3 cm (8,4") 4:3 LCD



- | | | | | | |
|---------------|----------------|-----------------------------|---------|--------------|-----------------|
| ① | ② | ③ | ④ | ⑤ | ⑥ |
| 1. DC-in 12V. | 2. RS232 Conn. | 3. 1 x USB 3.0, 1 x USB 2.0 | 4. HDMI | 5. 2 x RJ-45 | 6. Dimming Knob |