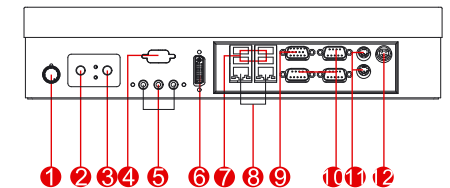
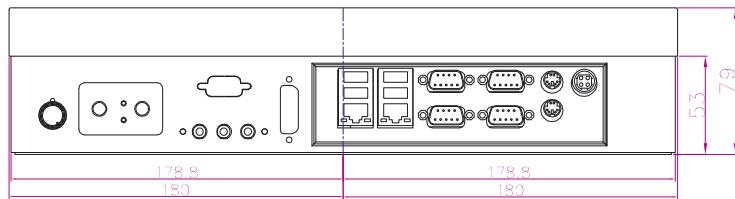
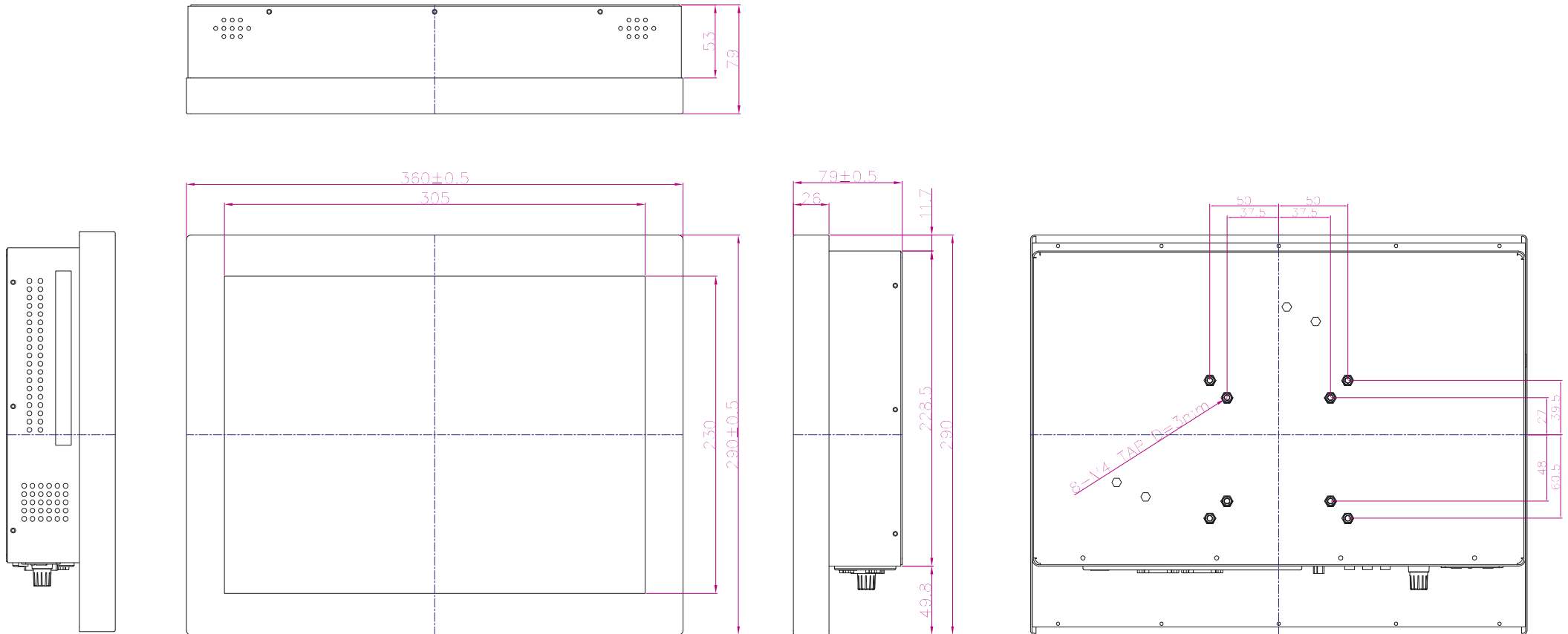


# SlimLine IB70 Series

SlimLine WM 15-IB70-CH

38,1 cm (15") 4:3 LCD



- 1. Brightness Adjustment Knob
- 2. Power On Button
- 3. Power Reset Button
- 4. RS-232 Conn.(Optional)
- 5. Audio Jack
- 6. DVI (Optional)
- 7. USB(1 x 3.0, 3 x 2.0)
- 8. LAN
- 9. VGA
- 10. RS-232 Conn.
- 11. PS/2
- 12. DC-IN Power Jack