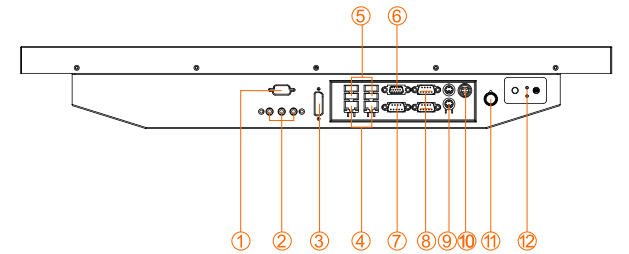
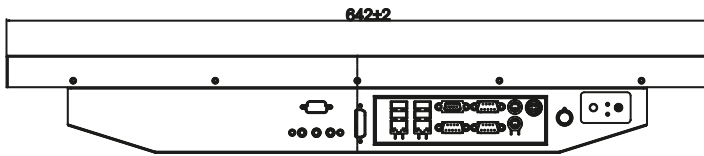
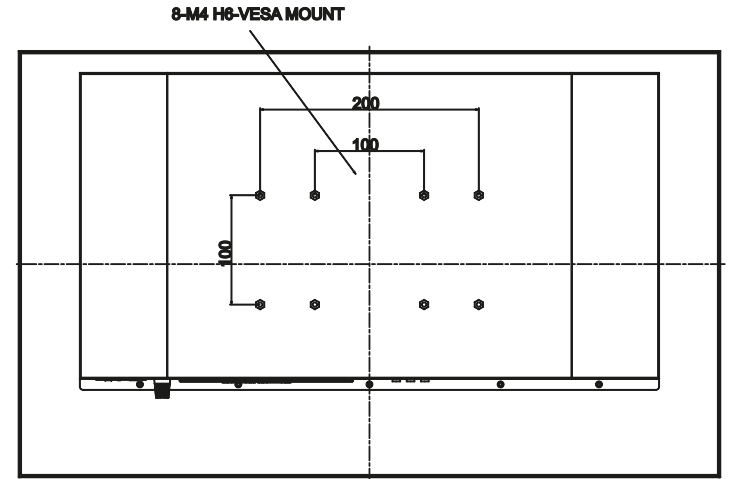
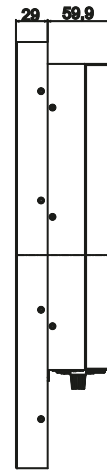

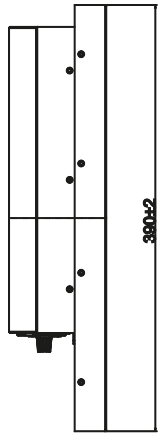
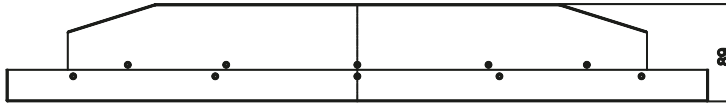


**SlimLine ID70 Series**  
 SlimLine WM 27W-ID70-CH (Chassis)  
 69 cm (27") 16:9 LCD



- |                     |                                |
|---------------------|--------------------------------|
| 1. RS-232(Optional) | 7. RS-232/422/485              |
| 2. Audio Jack       | 8. RS-232                      |
| 3. DVI              | 9. PS/2                        |
| 4. RJ-45            | 10. 12Vdc Power Jack           |
| 5. USB              | 11. Brightness Adjustment Knob |
| 6. VGA              | 12. Power On/Reset Button      |